

CaptchaAI

Thank you for Downloading CaptchaAI Emulator

Tip for CaptchaAI Emulator

To use CaptchaAI Emulator, you do not need any special knowledge or skills, it is simple as Lego!.

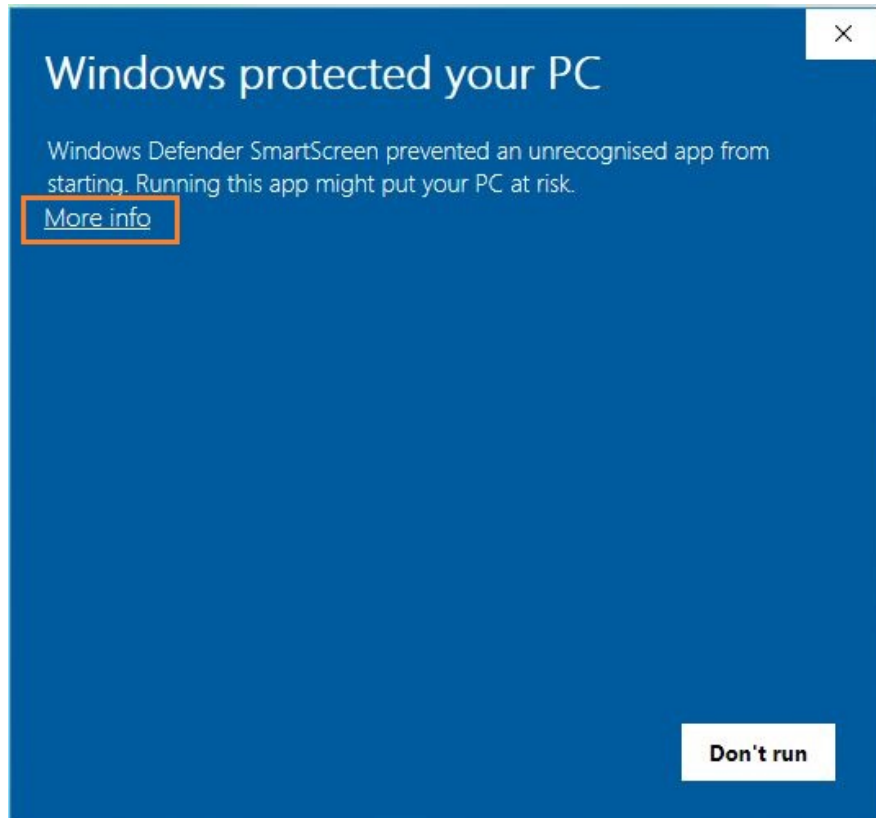
Just start the app, update your Software with your key and CaptchaAI Emulator, immediately will begin automatically to decode graphical captcha during the posting process.

Step 1: Download CaptchaAI Desktop App from here
<https://www.captchaai.com/emulator.php>

Step 2: After you download the setup file, the smart screen may be triggered by Windows (Windows 8 or newer) because the installation file is still new and not recognized by Windows. You just ignore the warning and proceed to the installation by following the steps below:



Step 3: If Windows SmartScreen pops up: Click on More Info



Step 4: Then Run anyway



Additional steps:

Some Sites send a CAPTCHA in a secure format so we have to do these steps.

1. Open <https://2captcha.com/> in your browser
you will see this error.



Your connection is not private

Attackers might be trying to steal your information from **2captcha.com** (for example, passwords, messages or credit cards). [Learn more](#)

NET::ERR_CERT_AUTHORITY_INVALID



To get Chrome's highest level of security, [turn on enhanced protection](#)

Advanced

Back to safety

This error indicates that the SSL certificate is signed or approved by a company that the browser does not trust.


2. Click on "Advanced" then "Proceed to 2captcha.com (unsafe)"



Your connection is not private

Attackers might be trying to steal your information from **2captcha.com** (for example, passwords, messages or credit cards). [Learn more](#)

NET::ERR_CERT_AUTHORITY_INVALID

 To get Chrome's highest level of security, [turn on enhanced protection](#)

Hide advanced

Back to safety

This server could not prove that it is **2captcha.com**; its security certificate is not trusted by your computer's operating system. This may be caused by a misconfiguration or an attacker intercepting your connection.

[Proceed to 2captcha.com \(unsafe\)](#)

3. That is all. Now You should see our logo like this image below.

The logo for CaptchaAI, featuring the word "Captcha" in a bold, black, sans-serif font, followed by "AI" in a bold, red, sans-serif font.

4. Now you are ready to run Your application. Run the app and choose "Simulate 2captchah services" to send all tasks to your CaptchaAI account instead of 2captcha.

Note:

If you can not find "Proceed to 2captcha.com (unsafe)" option in your browser. That means you have to clear HSTS settings in Chrome like below:

1. Navigate to `chrome://net-internals/#hsts`
2. Type `2captcha.com` into the Delete domain section and click

Events

Proxy

DNS

Sockets

Domain Security Policy

Send test Expect-CT report

Trigger a test report to the given report URI. The report will contain a hostname of "expect-ct-report.test" and dummy data in other fields.

Report URI:

Delete domain security policies

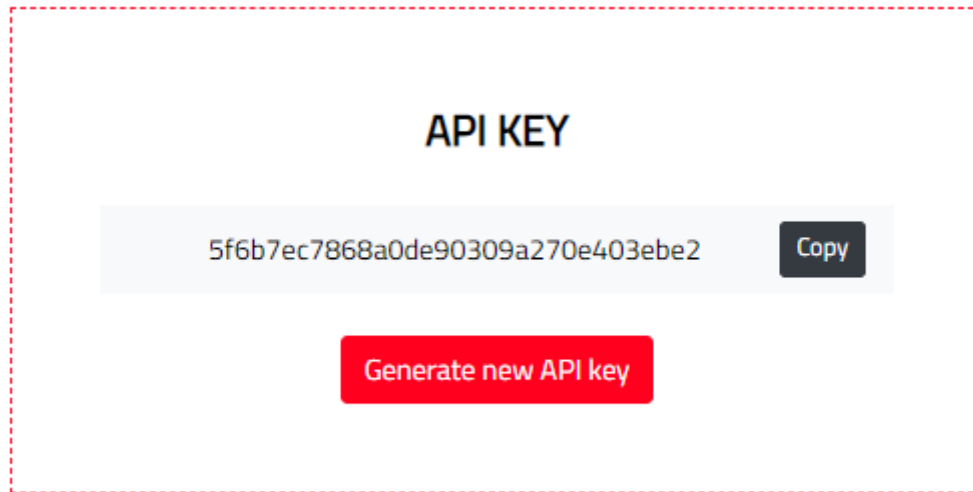
Input a domain name to delete its dynamic domain security policies (HSTS and Expect-CT). (*You cannot delete preloaded entries.*):

Domain:

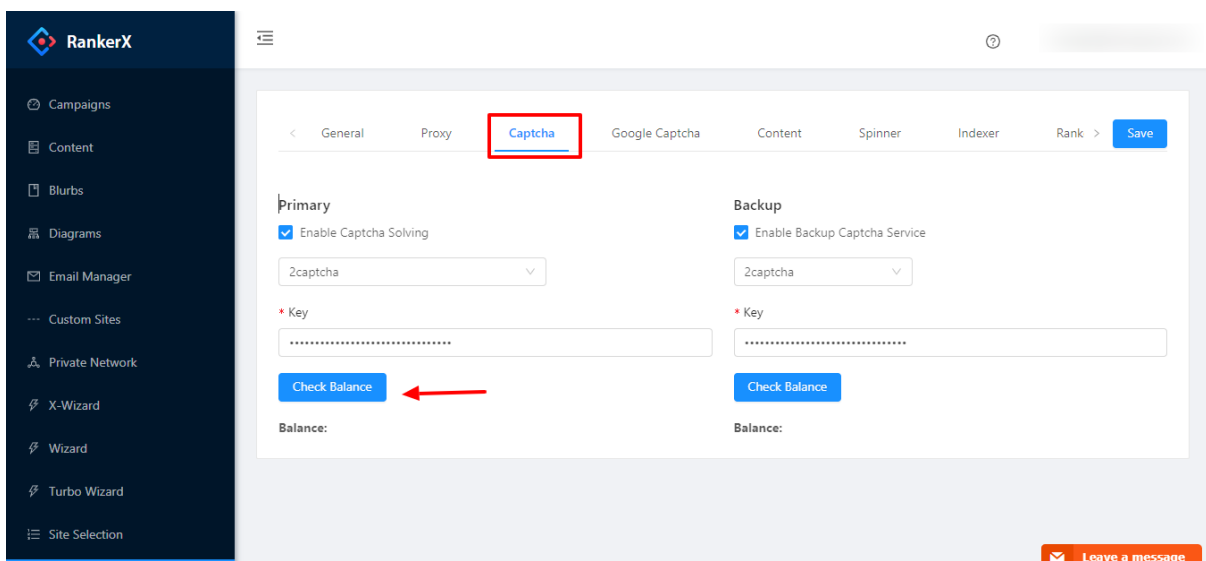
Your browser will no longer force an HTTPS connection for that site! You can test if it's working properly by refreshing or navigating to the page.

How to use CaptchaAI Emulator with Ranker X or any other software support “ 2captcah services”.

Step 1: Log in to your account on CaptchaAI to get your Key from here <https://www.captchaai.com/api.php>



Step 2: Go to Ranker X setting page then go to Captcha tap. Update the Key input with your key. You can also use it as a backup service.

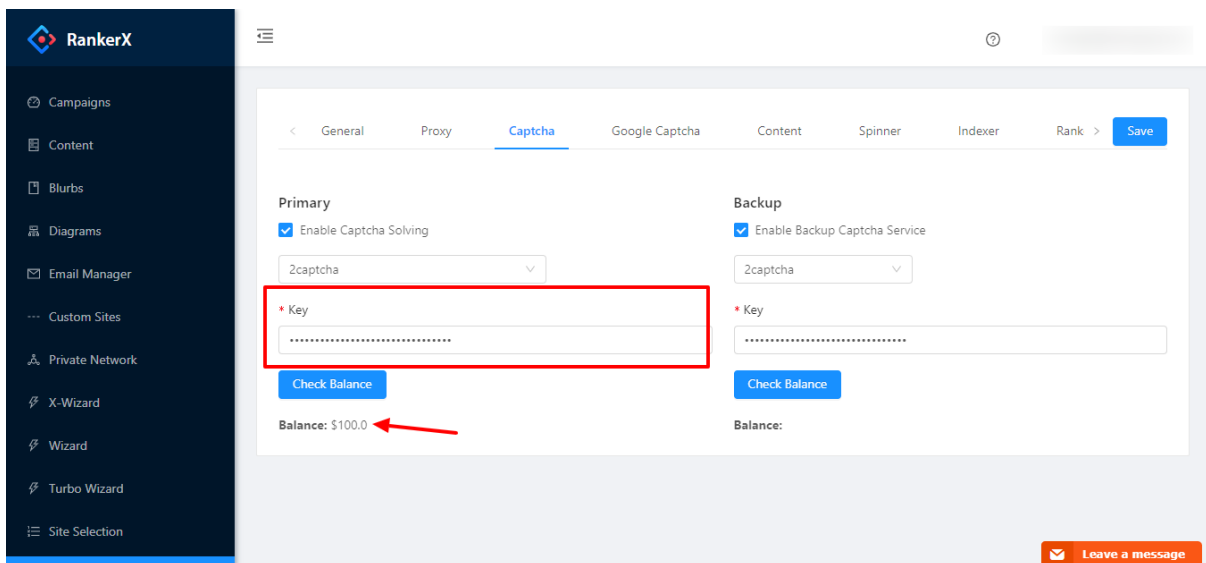


Note: You can use it as a Primary and backup service at the same time.

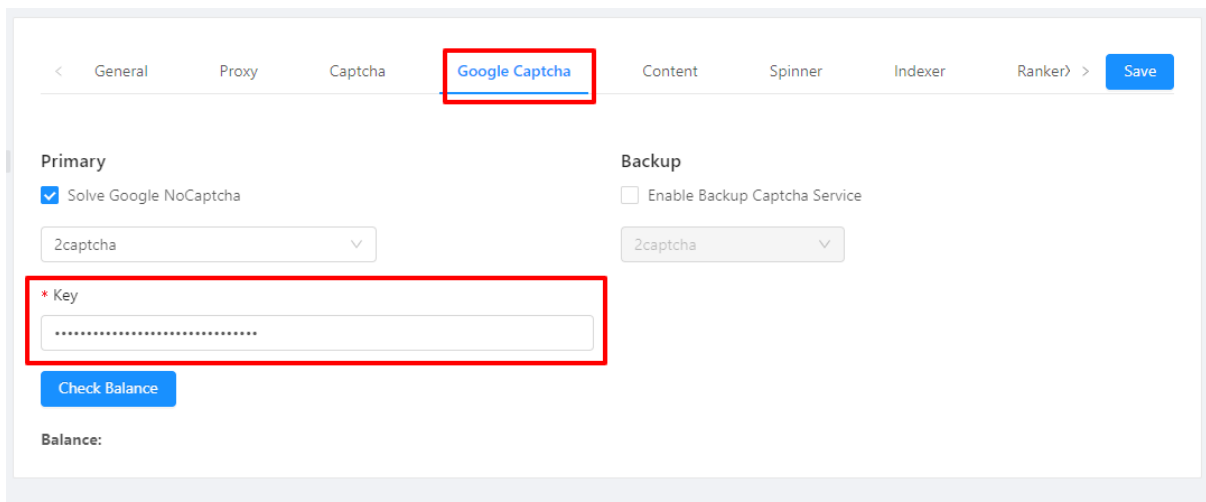
Step 3: Click check Balance If everything is set you will get a number but if there is any problem in the Key or app setting you will get an “invalid login”

Note: Balance in our case refers to the allowed Captcha Threads in your current Plan, this number changes from one Plan to another.

Check our Plans from here



Step 4: Do the same thing in Google Captcha tap



Now Ranker X immediately will connect to CaptchaAI Emulator and will begin automatically to decode graphical captcha during the posting process.